


5.1

Exit signs - Indoor

CrystalWay



- Unit with innovative LED technology
- Lithium Batteries 10 years
- Selectable autonomy of 1h, 3h, 5h and 8h
- Wall, ceiling, suspension
- Version 20m and 30m visibility
- Available for ceiling mounting and recessed applications
- Increased Affordance functionality as standard

Light Source:

LED strip

The CrystalWay self-contained emergency exit sign is the standard in high quality, aesthetic exit sign luminaires. It brings together a range of flexible mounting options and a modern yet discreet design perfectly suited to modern office buildings or other commercial buildings where a high-end aesthetic is required.

Materials:

Polycarbonate

Lithium ion battery (10 years)

The clear frame and low profile allows seamless integration into the surrounding architecture and is perfect for any size of project. The LED light guide ensures the pictogram is uniformly illuminated without hot spots, this gives the luminaire a flawless finish complying to EN1838.

Operation:

Maintained (M) / Non Maintained (NM)

Configurable level of light in mains mode via magnet (30%, 70%, 100%)

Duration selectable 1h, 3h, 5h and 8h

Installation possibilities: Wall, ceiling, recessed, suspended

Maintenance costs reduced, no replacement of spareparts needed for 10 years

This 10 years lifetime range has benefited from an eco-design in order to meet the latest environmental standards. The use of LEDs, long life components, automatic testing and monitoring devices (CGLine+) significantly reduce the operating and maintenance costs of the installation.



New :

It is now possible to use an Eaton magnet in order to :

- carry out manual tests
- configure the level of light output in mains mode (30%, 70% or 100%)

Applications:

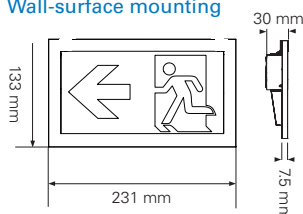
Hotels, restaurants, meeting rooms, offices, shops, cinemas, theaters, museums



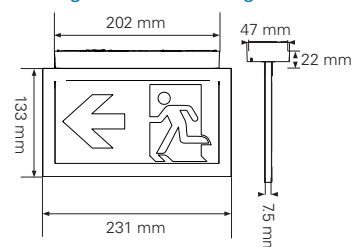
New :

- Stainless steel cover for 20 and 30m variants
- Add a touch of class to your projects

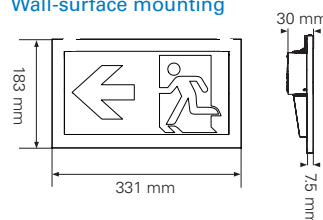
CrystalWay 20m Wall-surface mounting



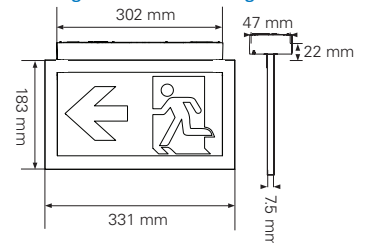
Ceiling-surface mounting 20m



CrystalWay 30m Wall-surface mounting



Ceiling-surface mounting 30m




Ceiling-surface mounting



Recessed mounting option



Suspension kit option



Flag mounting



Wall-surface mounting



With metal cover



Order code	Description	IA	50cd	500cd*	⌚	🔋	⚙️
LUM17122U	CrystalWay 20m CGLine+ 4 Exit legends**	✓	0.7W	2.5W	1-3-5-8h	LiNiMnCoO ₂ 3.6V-0.6 Ah	Maintained / Non Maintained
LUM17124U	CrystalWay 30m CGLine+ 4 Exit legends**	✓	0.9W	4.2W	1-3-5-8h	LiNiMnCoO ₂ 3.6V-1.2 Ah	Maintained / Non Maintained

*Luminous flux $\Phi_{E,\Phi N}$ at end of rated operating time 100 % at 1 h; 45 % at 3 h; 25 % at 5 h; 18 % at 8 h

** Exit legends : ISO format - Right, left, down, up

Accessories

CrystalWay 20 m	CrystalWay 30m	Description	
LUM10319	LUM10319	TL CGLine+ for rest mode command	
40071352379	40071352379	Magnet	
LUM10560	LUM10560	Wire suspension kit	
LUM10561	LUM10562	Recessed base	
LUM10563	LUM10564	Recessed base with cover	
LUM10563S	LUM10564S	Recessed base with cover for suspension kit	
LUM10565	LUM10566	Recessed box for concrete	
LUM10567		Base for optional cable access	
40071708300	40071708287	Stainless steel metal cover	
LUM10573	LUM10587	Pictogram Arrow DOWN, ISO	
LUM10574	LUM10588	Pictogram Arrow LEFT, ISO	
LUM10575	LUM10589	Pictogram Arrow RIGHT, ISO	
LUM10577	LUM10591	Pictogram Arrow UP, ISO	
LUM10584	LUM10592	Vertical pictogram Arrow DOWN, ISO	
LUM10585	LUM10593	Vertical pictogram Arrow LEFT, ISO	
LUM10586	LUM10594	Vertical pictogram Arrow RIGHT, ISO	



Spare parts

Order code	Description
LUM10568	Battery pack LiNiMnCoO ₂ 3.6 V/650 mAh for CrystalWay 20m
LUM10569	Battery pack LiNiMnCoO ₂ 3.6 V/1300 mAh for CrystalWay 30m
LUM10570	Diffuser kit 24 LEDs for CrystalWay 20m
LUM10571	Diffuser kit 38 LEDs for CrystalWay 30m
LUM10572	Set of 4 hooks for CrystalWay 20m & CrystalWay 30m diffusers